



THE

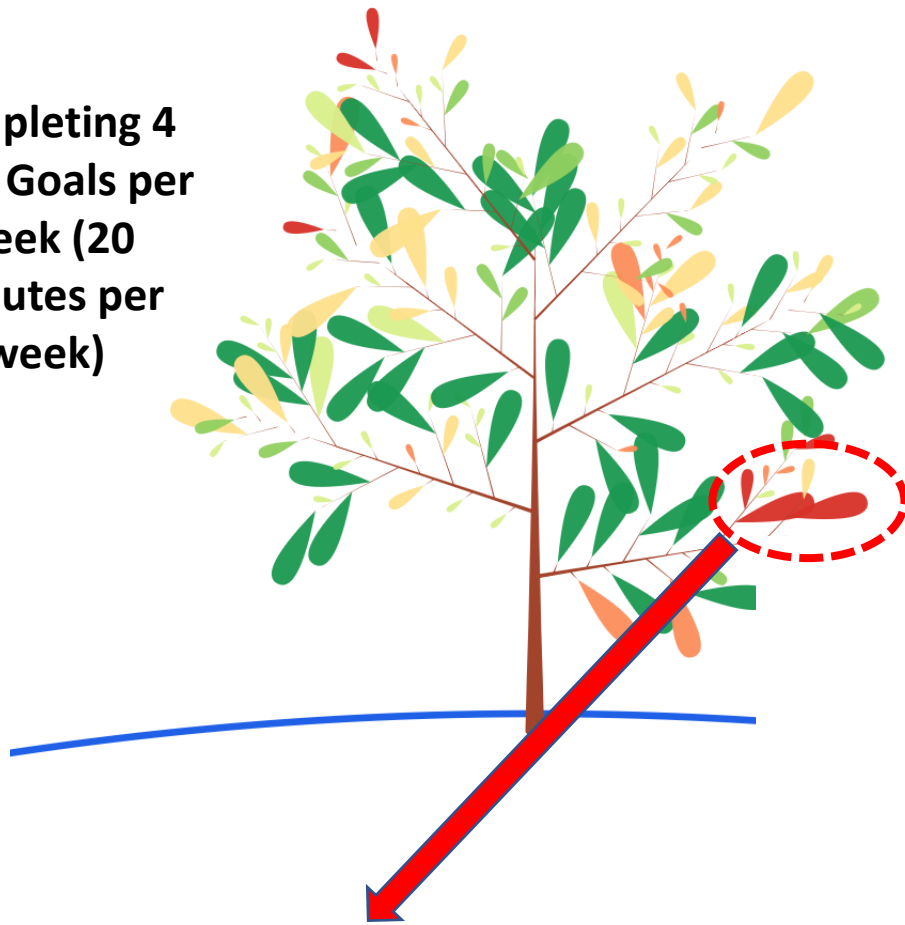
SUTHERS

SCHOOL

Tassomai

The Tassomai Tree

**Completing 4
Daily Goals per
week (20
minutes per
week)**



**Identifies your child's specific area of
development**

**Completing 1-2
Daily Goals per
week (5-10
minutes per
week)**



Tassomai Student Dashboard

Quiz

Tree

Usage

Review

Topics

Resources

Science

Quiz Resources

We've picked out some resources to help you with some of the areas you are finding hardest:

Sexual & Asexual Reproduction; Advantages & Disadvantage




Sexual reproduction, meiosis and gamete formation

Reversible Reactions & Energy Changes



Reversible reactions

Sexual & Asexual Reproduction; Advantages & Disadvantage



Cell Division

Account

How It Works

Log out

Tassomai Parent Dashboard

[Science](#)

[Maths](#)

[English](#)

[History](#)



This Week



Weekly Goal

38.4%



Accuracy

86.7%



Mo

Tu

We

Th

Fr

Sa

Su



● Daily Goal

● Bonus Goal

Weakest Topic:


Properties of Electromagnetic Waves



[View Tree](#)


Recommended Resources:

Reversible Reactions & Energy Changes



Reversible Reactions

The Heart & Blood Vessels



The Double Circulatory System

Growth & Development



Sexual reproduction, meiosis and gamete formation

Topic Labels

Red and Orange Focus

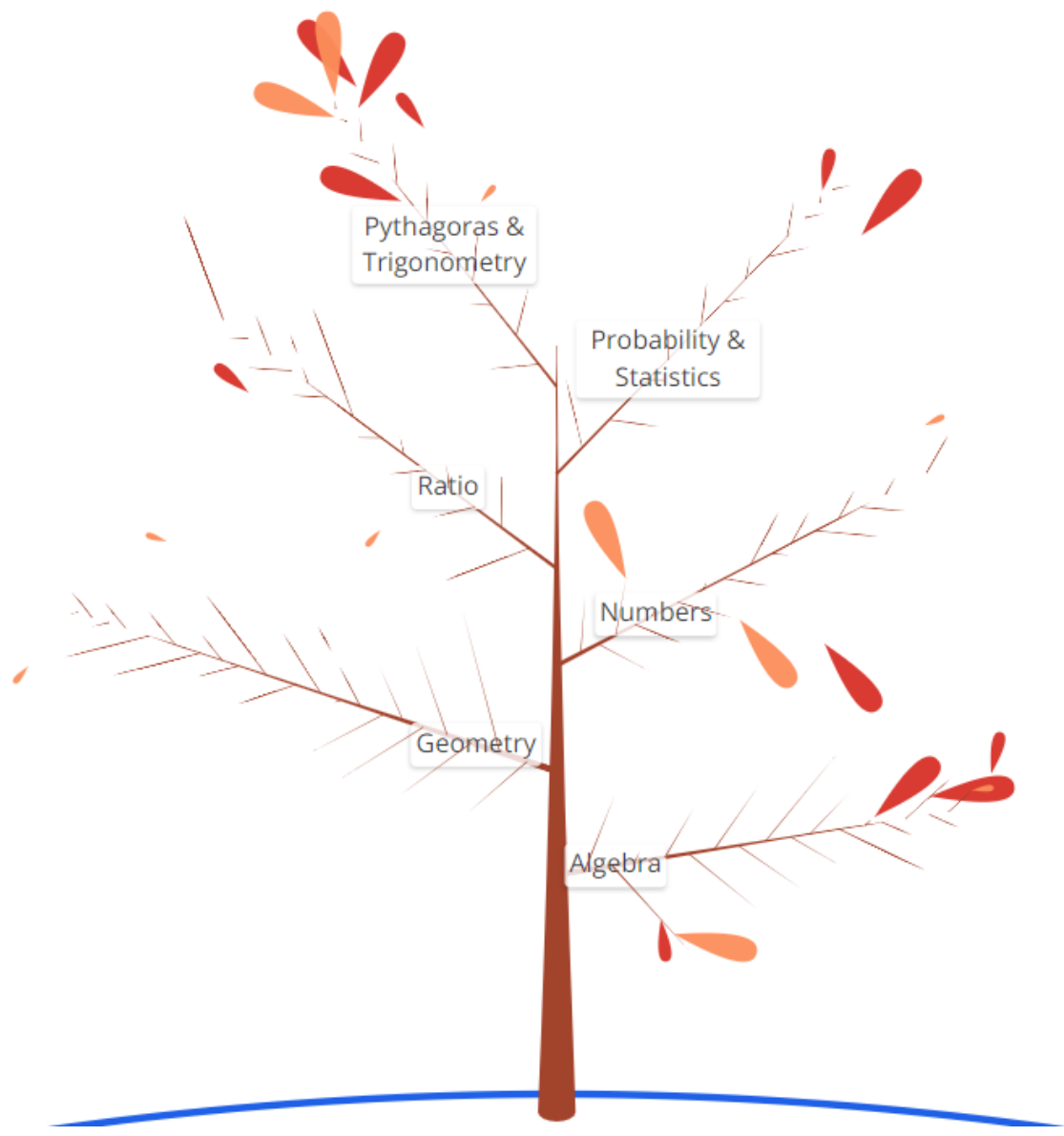
The Tassomai Tree [Maths]



The Tassomai Tree [Maths]

Topic Labels

Red and Orange Focus



Topic Labels

Red and Orange Focus

Maths / Pythagoras & Trigonometry / Trigonometry

Last Seen: 7/11/23

Last 3 Attempts: ✓ ✗ ✗

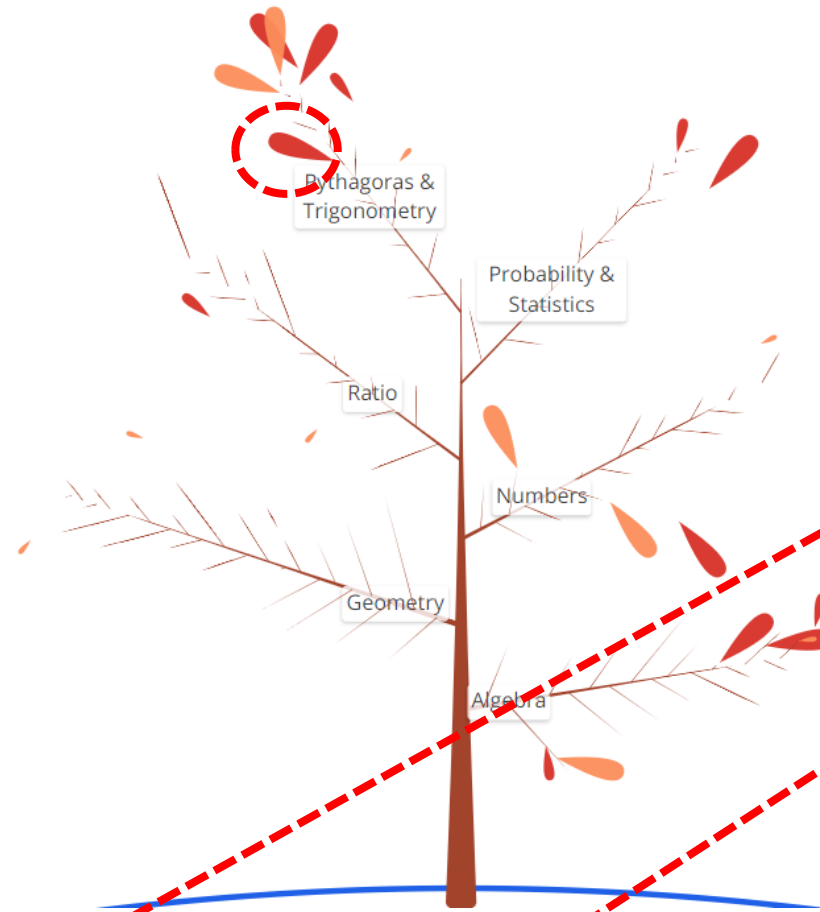
If $\cos(74^\circ) = \frac{45}{y}$, then y is...

$\frac{45}{\cos(74^\circ)}$

$45 \times \cos(74^\circ)$

$\cos^{-1}\left(\frac{45}{74}\right)$

$\frac{\cos(74^\circ)}{45}$



ⓘ

Flash Cards

Front

Write the question

If $\cos(74^\circ) = \frac{45}{y}$, then y is...

Back

Write the answer

$\frac{45}{\cos(74^\circ)}$



The Tassomai Tree & Flash Cards

Revision Guide

Contents

Section One — Number

Types of Number and BODMAS.....	1
Multiples, Factors and Prime Factors.....	2
LCM and HCF.....	3
Questions.....	4
Fractions.....	6
Fractions, Decimals and Percentages.....	9
Fractions and Recurring Decimals.....	10
Questions.....	12
Rounding Numbers.....	14
Estimating.....	15
Bounds.....	16
Questions.....	17
Standard Form.....	19
Questions.....	21
Revision Questions for Section One.....	23

Section Two — Algebra

Algebra Basics.....	24
Powers and Roots.....	25
Multiplying Out Brackets.....	27
Factorising.....	28
Manipulating Surds.....	29
Questions.....	30
Solving Equations.....	32
Rearranging Formulas.....	34
Questions.....	36
Factorising Quadratics.....	38
The Quadratic Formula.....	40
Completing the Square.....	41
Questions.....	43
Algebraic Fractions.....	45
Sequences.....	46
Questions.....	48
Inequalities.....	50
Graphical Inequalities.....	52
Iterative Methods.....	53
Questions.....	54
Simultaneous Equations.....	56

Proof.....	58
Functions.....	60
Questions.....	61
Revision Questions for Section Two.....	63

Section Three — Graphs

Straight Lines and Gradients.....	64
$y = mx + c$	65
Drawing Straight-Line Graphs.....	66
Coordinates and Ratio.....	68
Parallel and Perpendicular Lines.....	69
Questions.....	70
Quadratic Graphs.....	72
Harder Graphs.....	73
Solving Equations Using Graphs.....	77
Graph Transformations.....	78
Questions.....	79
Real-Life Graphs.....	82
Distance-Time Graphs.....	83
Velocity-Time Graphs.....	84
Gradients of Real-Life Graphs.....	85
Questions.....	86
Revision Questions for Section Three.....	88

Section Four — Ratio, Proportion and Rates of Change

Ratios.....	89
Questions.....	92
Direct and Inverse Proportion.....	94
Questions.....	96
Percentages.....	98
Compound Growth and Decay.....	101
Questions.....	102
Unit Conversions.....	104
Speed, Density and Pressure.....	105
Questions.....	106
Revision Questions for Section Four.....	108

Section Five — Geometry and Measures

Geometry.....	109
Parallel Lines.....	110
Geometry Problems.....	111
Polygons.....	112
Triangles and Quadrilaterals.....	113
Questions.....	114
Circle Geometry.....	116
Questions.....	119
Congruent Shapes.....	121
Similar Shapes.....	122
The Four Transformations.....	123
Questions.....	125
Area — Triangles and Quadrilaterals.....	127
Area — Circles.....	128
3D Shapes — Surface Area.....	129
3D Shapes — Volume.....	130
More Enlargements and Projections.....	132
Questions.....	133
Triangle Construction.....	136
Loci and Construction.....	137
Loci and Construction — Worked Examples.....	139
Bearings.....	140
Questions.....	141
Revision Questions for Section Five.....	143

Section Six — Pythagoras and Trigonometry

Pythagoras.....	145
Trigonometry — Sin, Cos, Tan.....	146
Trigonometry — Examples.....	147
Trigonometry — Common Values.....	148
Questions.....	149
The Sine and Cosine Rules.....	151
3D Pythagoras.....	153
3D Trigonometry.....	154
Vectors.....	155
Questions.....	157
Revision Questions for Section Six.....	159

Section Seven — Probability and Statistics

Probability Basics.....	160
Counting Outcomes.....	161
Probability Experiments.....	162
Questions.....	164
The AND/OR Rules.....	166
Tree Diagrams.....	167
Conditional Probability.....	168
Sets and Venn Diagrams.....	169
Questions.....	170
Sampling and Data Collection.....	172
Mean, Median, Mode and Range.....	174
Frequency Tables — Finding Averages.....	175
Questions.....	176
Grouped Frequency Tables.....	178
Box Plots.....	179
Cumulative Frequency.....	180
Questions.....	181
Histograms and Frequency Density.....	183
Scatter Graphs.....	184
Other Graphs and Charts.....	185
Comparing Data Sets.....	186
Questions.....	188
Revision Questions for Section Seven.....	190
Practice Paper 1.....	191
Practice Paper 2.....	204
Practice Paper 3.....	216

Answers.....	228
Index.....	251
Formulas in the Exams.....	252

Throughout this book you'll see grade stamps like these:
You can use these to focus your revision on easier or harder work.
But remember — to get a top grade you have to know **everything**, not just the hardest topics.

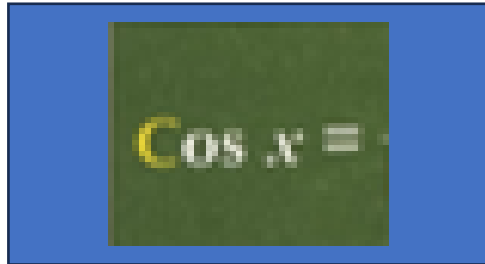


Revision Guide & Flash Cards

Flash Cards

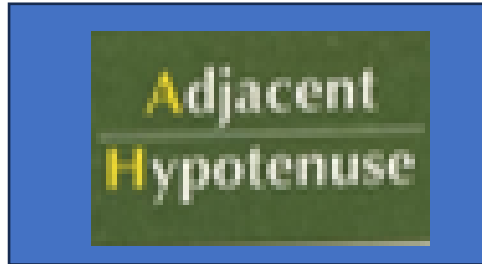
Front

Write the question



Back

Write the answer



Trigonometry — Sin, Cos, Tan

Trigonometry — it's a big scary word. It's important and always cropping up in exams, but if you just follow the method below it won't be a big scary topic.

The 3 Trigonometry Formulas



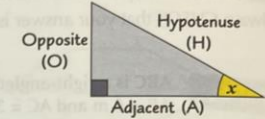
There are three basic trig formulas — each one links two sides and an angle of a right-angled triangle.

$$\sin x = \frac{\text{Opposite}}{\text{Hypotenuse}}$$

$$\cos x = \frac{\text{Adjacent}}{\text{Hypotenuse}}$$

$$\tan x = \frac{\text{Opposite}}{\text{Adjacent}}$$

- The Hypotenuse is the LONGEST SIDE.
- The Opposite is the side OPPOSITE the angle being used (x).
- The Adjacent is the (other) side NEXT TO the angle being used.



- 1) Whenever you come across a trig question, work out which two sides of the triangle are involved in that question — then pick the formula that involves those sides.
- 2) To find the angle — use the inverse, i.e. press **SHIFT** or **2ndF**, followed by sin, cos or tan (and make sure your calculator is in DEG mode) — your calculator will display \sin^{-1} , \cos^{-1} or \tan^{-1} .
- 3) Remember, you can only use the sin, cos and tan formulas above on right-angled triangles — you may have to add lines to the diagram to create one.

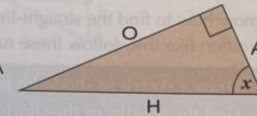
Formula Triangles Make Things Simple



There's more about formula triangles on p.105 if you need to jog your memory.

A handy way to tackle trig questions is to convert the formulas into formula triangles. Then you can use the same method every time, no matter which side or angle is being asked for.

- 1) Label the three sides O, A and H (Opposite, Adjacent and Hypotenuse).
- 2) Write down from memory 'SOH CAH TOA'.
- 3) Decide which two sides are involved: O,H A,H or O,A and select SOH, CAH or TOA accordingly.
- 4) Turn the one you choose into a FORMULA TRIANGLE:



In the formula triangles, S represents sin x , C is cos x , and T is tan x .

- 5) Cover up the thing you want to find (with your finger), and write down whatever is left showing.
- 6) Translate into numbers and work it out.
- 7) Finally, check that your answer is sensible.

If you can't make SOH CAH TOA stick, try using a mnemonic like 'Strange Orange Hamsters Creep Around Houses Tripping Over Ants'.

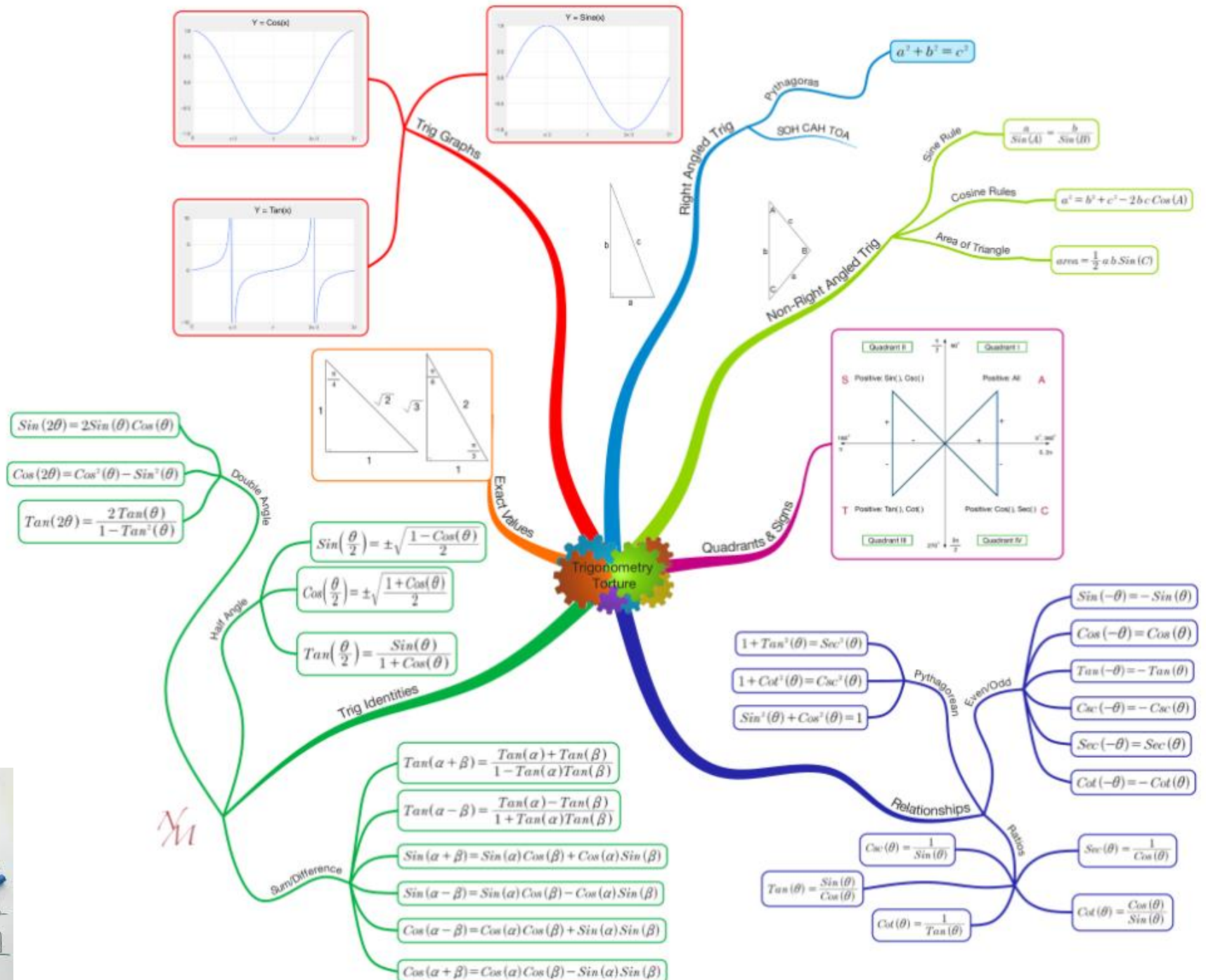
H = longest, O = opposite, A = next to, and remember SOH CAH TOA

You need to know this stuff off by heart — so go over this page a few times until you've got those formulas firmly lodged and all ready to reel off in the exam. All set? Good.

Mind Maps

Rules


1. Start with a central theme, e.g. Trigonometry. Ideally use an image.
2. Each theme, e.g. Trig Graphs, has a branch of a particular colour.
3. Print the words on the branch clearly. Ideally use the same colour as the branch.
4. Sub-branches should be the same colour, link to the main theme and add more information.
5. Images should be used where possible.
6. Words or phrases should be used as opposed to longer sentences.



Copyright © 2018

LEITNER Flash card method

@ImpactWales



Flash Cards

If $\cos(74^\circ) = \frac{45}{y}$, then y is...

$$\frac{45}{\cos(74^\circ)}$$

The Leitner System

The Leitner Flashcard System

