



THE

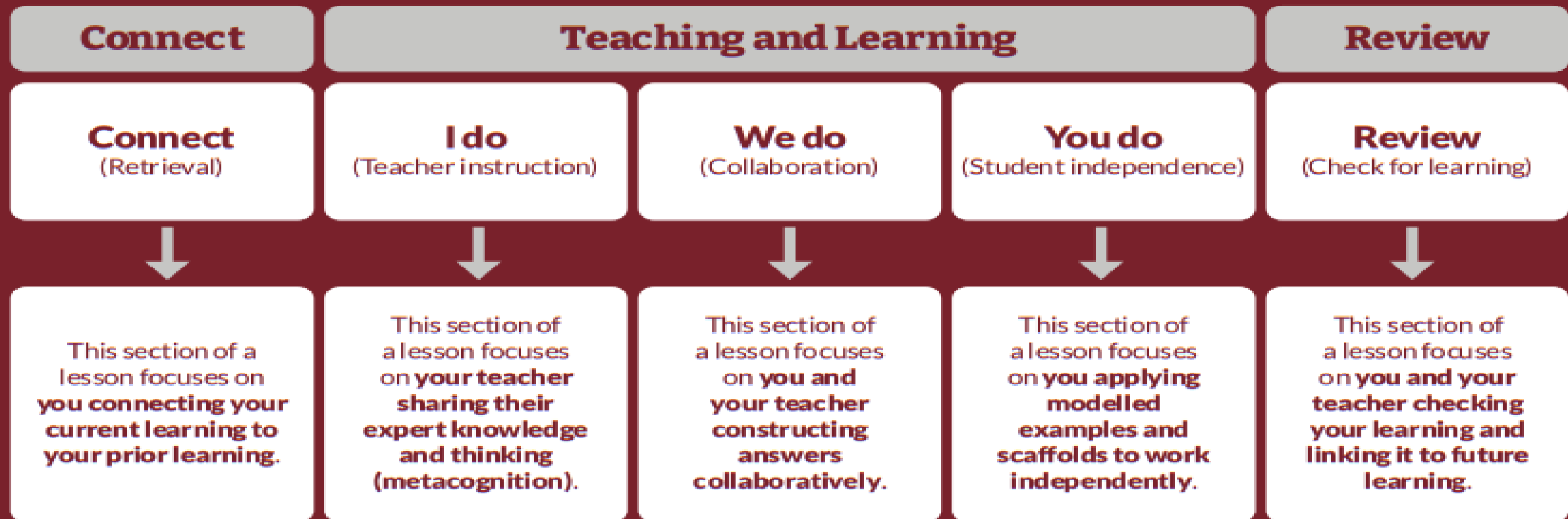
SUTHERS

SCHOOL

Year 10 Information Evening

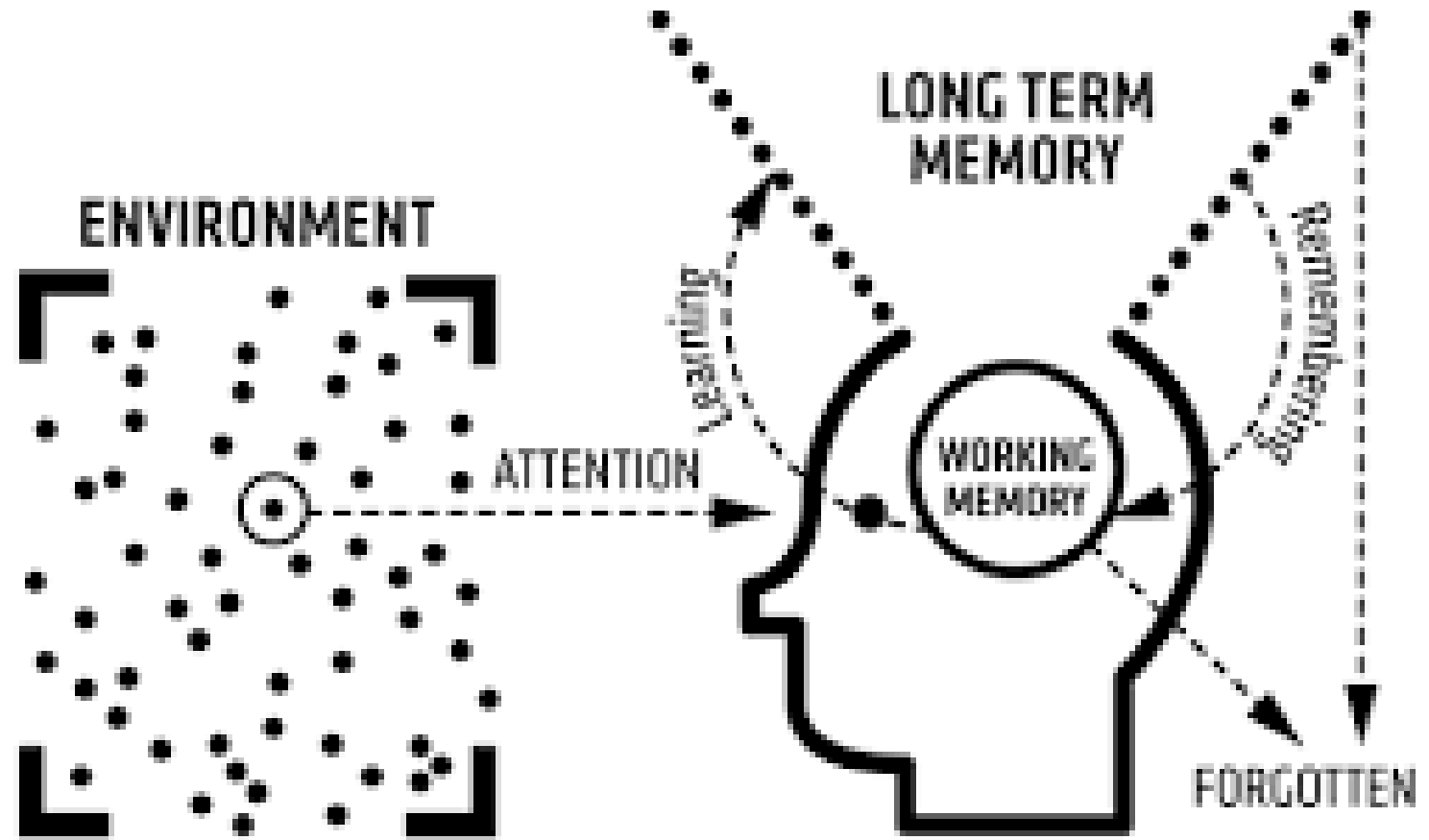
Fully Guided Instruction

Memory is the residue of thought and learning
is a change in long-term memory

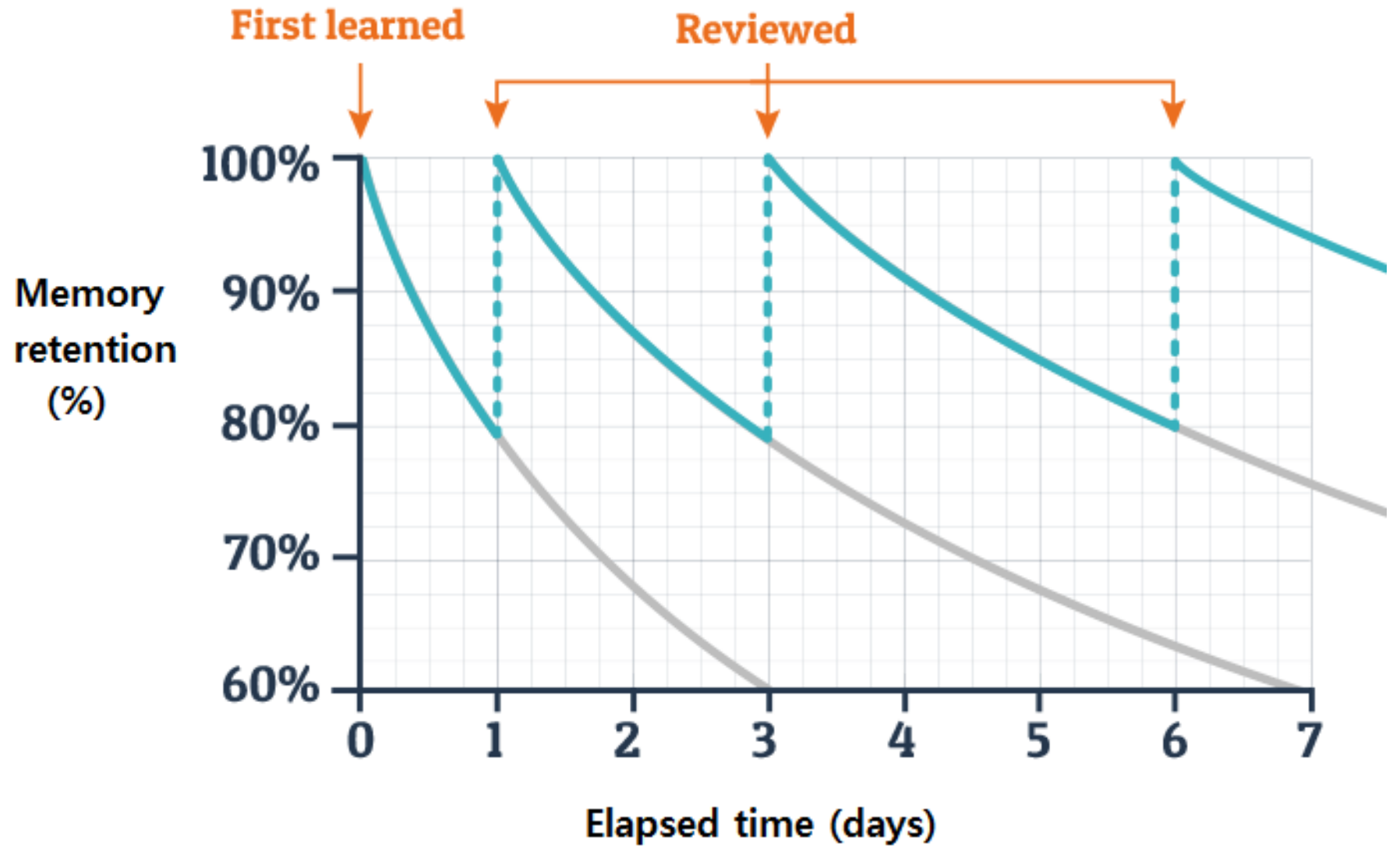


Be proud • Turn and talk • Red pen uplift • Be the best version of yourself

Connect



Forgetting Curve

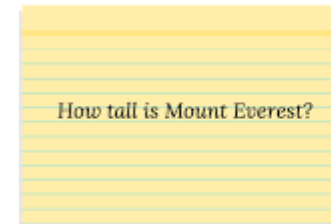


Tutor Programme

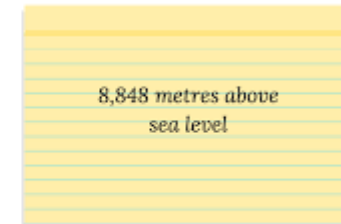
Year 10	Monday	Tuesday	Wednesday	Thursday	Friday
Week 1	Equipment Check Wellbeing	Guided Revision Standing Briefing	Tassomai	Assembly	Tassomai
Week 2	Equipment Check Wellbeing	Guided Revision	Tassomai	Assembly	Student Voice

Supporting with Revision

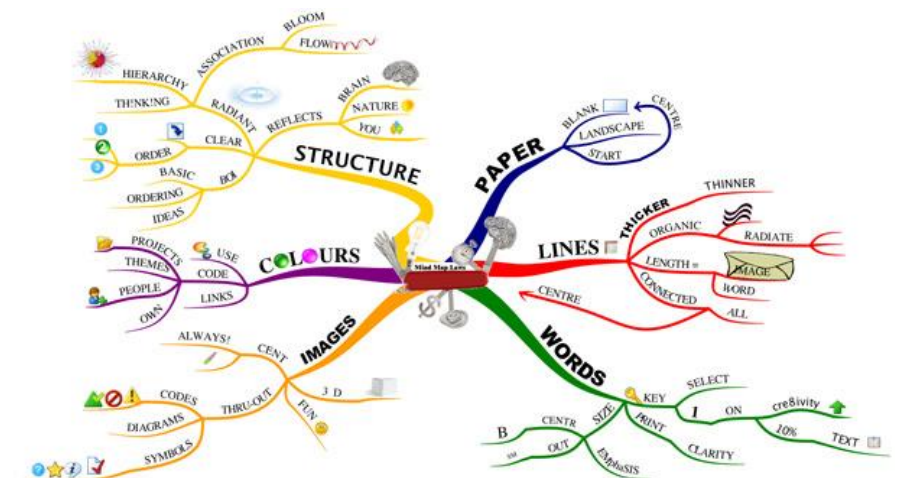
1. Every student has received a revision folder to help reduce their workload when they move into Year 11.
2. Revision routines can be aided by:
 - **Revision Folders**
 - **Revision Guides**
 - **Flashcards**
 - **Mind maps**
 - **Highlighters**
 - **Tassomai**
 - **Seneca Learning**



FRONT



BACK



Key Dates

Attitude to Learning (AtoLs)

AtoL Reports will be sent out 3 times in Year 10 (Jan/Apr/Jul).

Progress Reports

Progress Reports will be sent out 3 times in Year 10 (Jan/Apr/Jul).

Assessments

Assessment Point 1: Monday 13th to Friday 24th January 2025 (classroom based)

Assessment Point 2: Monday 23rd June to Friday 4th July 2025 (Mock Exams – Sports Hall)

Character & Academic Success (CAS) Evening

Wednesday 7th May 2025

Work Experience

Placements to be secured by: Friday 14th February 2025

Placement: Monday 14th to Friday 18th July 2025



THE

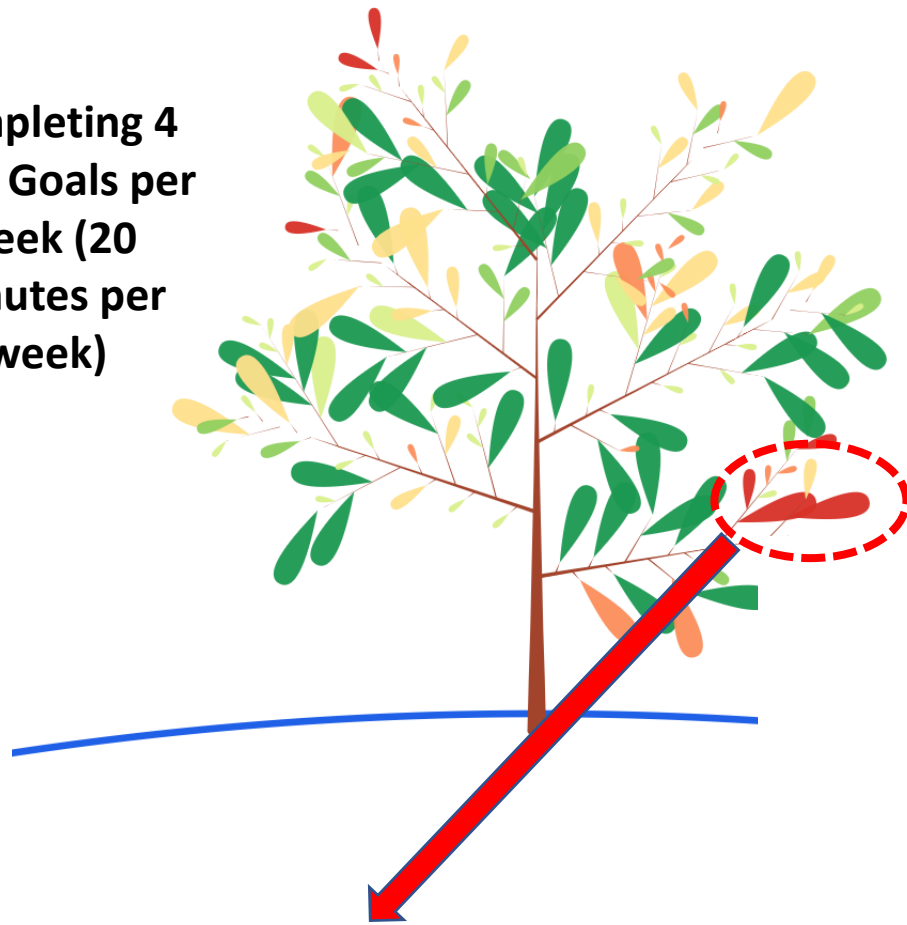
SUTHERS

SCHOOL

Tassomai

The Tassomai Tree

**Completing 4
Daily Goals per
week (20
minutes per
week)**



**Identifies your child's specific area of
development**

**Completing 1-2
Daily Goals per
week (5-10
minutes per
week)**



Tassomai Student Dashboard

Quiz

Tree

Usage

Review

Topics

Resources

Science

Quiz Resources

We've picked out some resources to help you with some of the areas you are finding hardest:

Sexual & Asexual Reproduction; Advantages & Disadvantage



Sexual reproduction, meiosis and gamete formation

Reversible Reactions & Energy Changes



Reversible reactions

Sexual & Asexual Reproduction; Advantages & Disadvantage



Cell Division

Account

How It Works

Log out

Tassomai Parent Dashboard

[Science](#) Maths English History

< This Week >

Weekly Goal

38.4%



Accuracy

86.7%



Mo

Tu

We

Th

Fr

Sa

Su



■ Daily Goal

■ Bonus Goal

Weakest Topic:


Properties of Electromagnetic Waves



[View Tree](#)


Recommended Resources:

Reversible Reactions & Energy Changes



Reversible Reactions

The Heart & Blood Vessels



The Double Circulatory System

Growth & Development



Sexual reproduction, meiosis and gamete formation

Topic Labels

Red and Orange Focus

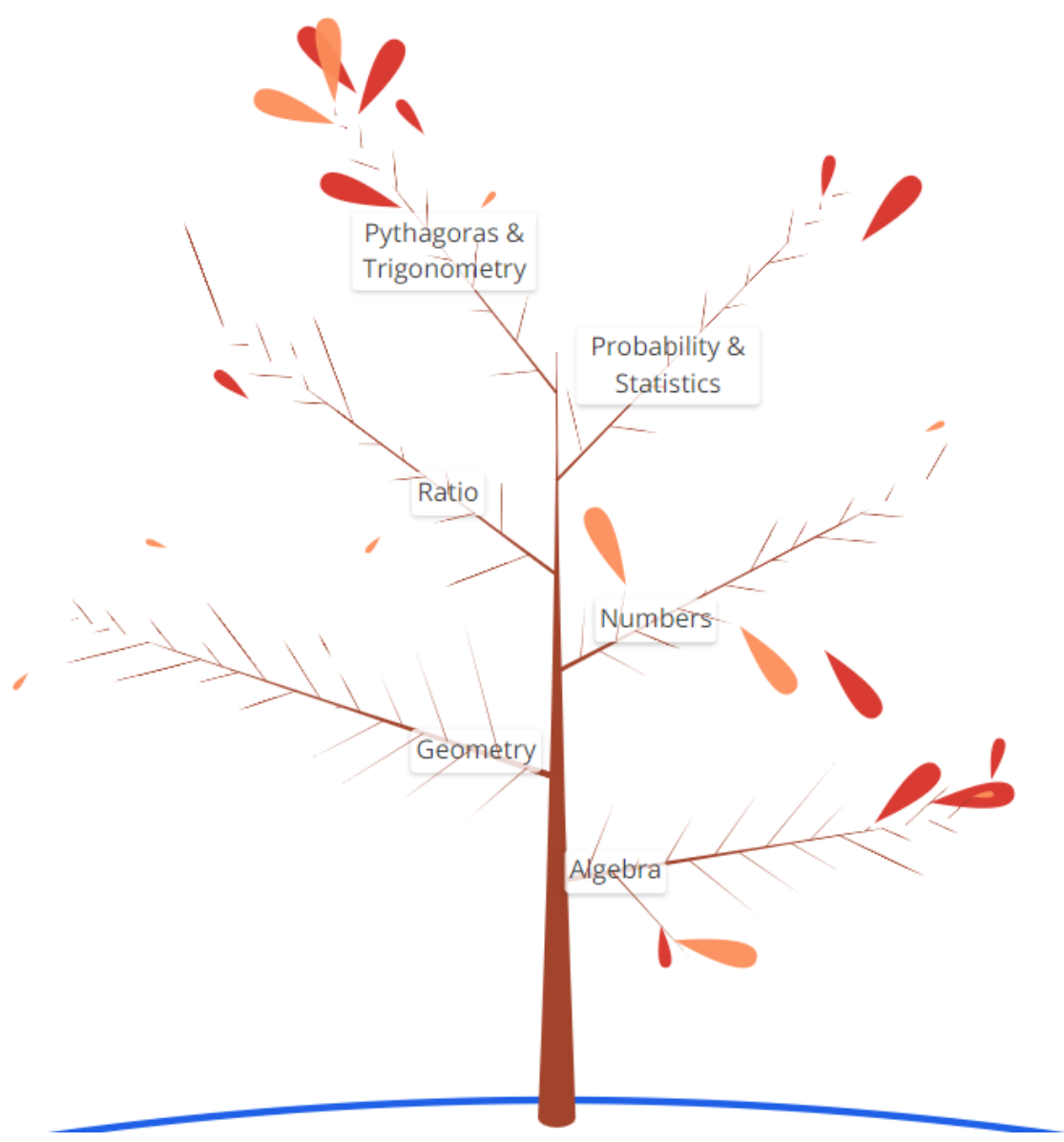
The Tassomai Tree [Maths]



The Tassomai Tree [Maths]

Topic Labels

Red and Orange Focus



Topic Labels

Red and Orange Focus

Maths / Pythagoras & Trigonometry / Trigonometry

Last Seen: 7/11/23

Last 3 Attempts: ✓ ✗ ✗

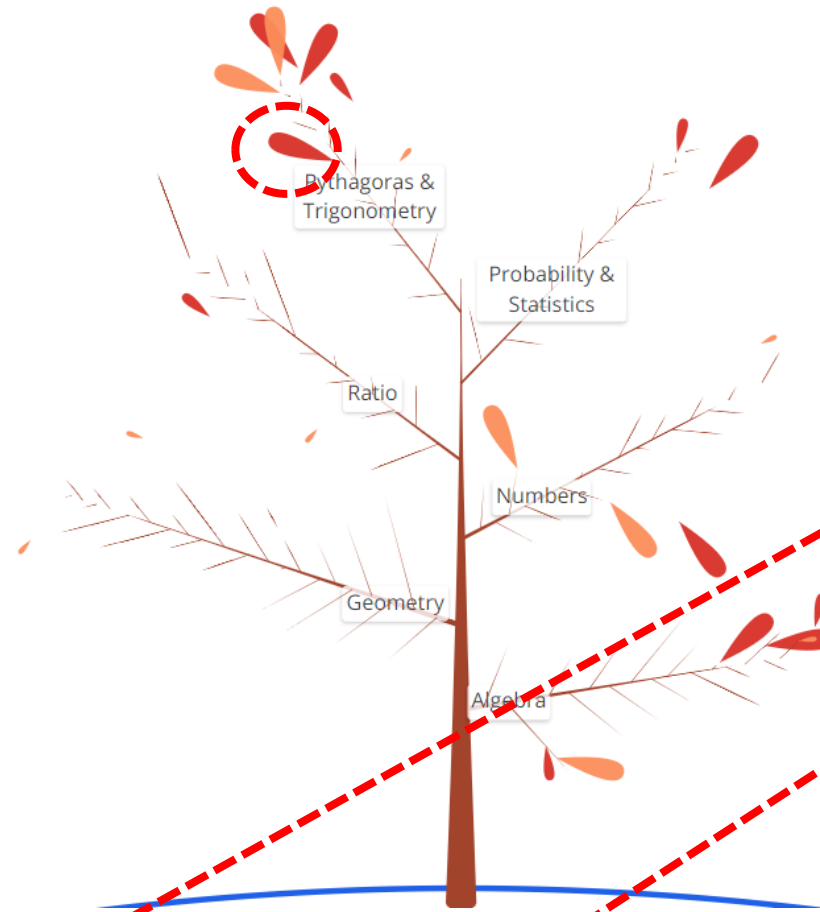
If $\cos(74^\circ) = \frac{45}{y}$, then y is...

$\frac{45}{\cos(74^\circ)}$

$45 \times \cos(74^\circ)$

$\cos^{-1}\left(\frac{45}{74}\right)$

$\frac{\cos(74^\circ)}{45}$



i

Flash Cards

Front

Write the question

If $\cos(74^\circ) = \frac{45}{y}$, then y is...

Back

Write the answer

$\frac{45}{\cos(74^\circ)}$

The Tassomai Tree & Flash Cards

Revision Guide

Contents

Section One — Number

Types of Number and BODMAS.....	1
Multiples, Factors and Prime Factors.....	2
LCM and HCF.....	3
Questions.....	4
Fractions.....	6
Fractions, Decimals and Percentages.....	9
Fractions and Recurring Decimals.....	10
Questions.....	12
Rounding Numbers.....	14
Estimating.....	15
Bounds.....	16
Questions.....	17
Standard Form.....	19
Questions.....	21
Revision Questions for Section One.....	23

Section Two — Algebra

Algebra Basics.....	24
Powers and Roots.....	25
Multiplying Out Brackets.....	27
Factorising.....	28
Manipulating Surds.....	29
Questions.....	30
Solving Equations.....	32
Rearranging Formulas.....	34
Questions.....	36
Factorising Quadratics.....	38
The Quadratic Formula.....	40
Completing the Square.....	41
Questions.....	43
Algebraic Fractions.....	45
Sequences.....	46
Questions.....	48
Inequalities.....	50
Graphical Inequalities.....	52
Iterative Methods.....	53
Questions.....	54
Simultaneous Equations.....	56

Proof.....	58
Functions.....	60
Questions.....	61
Revision Questions for Section Two.....	63

Section Three — Graphs

Straight Lines and Gradients.....	64
$y = mx + c$	65
Drawing Straight-Line Graphs.....	66
Coordinates and Ratio.....	68
Parallel and Perpendicular Lines.....	69
Questions.....	70
Quadratic Graphs.....	72
Harder Graphs.....	73
Solving Equations Using Graphs.....	77
Graph Transformations.....	78
Questions.....	79
Real-Life Graphs.....	82
Distance-Time Graphs.....	83
Velocity-Time Graphs.....	84
Gradients of Real-Life Graphs.....	85
Questions.....	86
Revision Questions for Section Three.....	88

Section Four — Ratio, Proportion and Rates of Change

Ratios.....	89
Questions.....	92
Direct and Inverse Proportion.....	94
Questions.....	96
Percentages.....	98
Compound Growth and Decay.....	101
Questions.....	102
Unit Conversions.....	104
Speed, Density and Pressure.....	105
Questions.....	106
Revision Questions for Section Four.....	108

Section Five — Geometry and Measures

Geometry.....	109
Parallel Lines.....	110
Geometry Problems.....	111
Polygons.....	112
Triangles and Quadrilaterals.....	113
Questions.....	114
Circle Geometry.....	116
Questions.....	119
Congruent Shapes.....	121
Similar Shapes.....	122
The Four Transformations.....	123
Questions.....	125
Area — Triangles and Quadrilaterals.....	127
Area — Circles.....	128
3D Shapes — Surface Area.....	129
3D Shapes — Volume.....	130
More Enlargements and Projections.....	132
Questions.....	133
Triangle Construction.....	136
Loci and Construction.....	137
Loci and Construction — Worked Examples.....	139
Bearings.....	140
Questions.....	141
Revision Questions for Section Five.....	143

Section Six — Pythagoras and Trigonometry

Pythagoras.....	145
Trigonometry — Sin, Cos, Tan.....	146
Trigonometry — Examples.....	147
Trigonometry — Common Values.....	148
Questions.....	149
The Sine and Cosine Rules.....	151
3D Pythagoras.....	153
3D Trigonometry.....	154
Vectors.....	155
Questions.....	157
Revision Questions for Section Six.....	159

Section Seven — Probability and Statistics

Probability Basics.....	160
Counting Outcomes.....	161
Probability Experiments.....	162
Questions.....	164
The AND/OR Rules.....	166
Tree Diagrams.....	167
Conditional Probability.....	168
Sets and Venn Diagrams.....	169
Questions.....	170
Sampling and Data Collection.....	172
Mean, Median, Mode and Range.....	174
Frequency Tables — Finding Averages.....	175
Questions.....	176
Grouped Frequency Tables.....	178
Box Plots.....	179
Cumulative Frequency.....	180
Questions.....	181
Histograms and Frequency Density.....	183
Scatter Graphs.....	184
Other Graphs and Charts.....	185
Comparing Data Sets.....	186
Questions.....	188
Revision Questions for Section Seven.....	190
Practice Paper 1.....	191
Practice Paper 2.....	204
Practice Paper 3.....	216

Answers.....	228
Index.....	251
Formulas in the Exams.....	252

Throughout this book you'll see grade stamps like these:
You can use these to focus your revision on easier or harder work.
But remember — to get a top grade you have to know **everything**, not just the hardest topics.

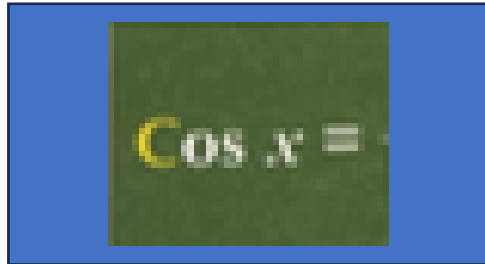


Revision Guide & Flash Cards

Flash Cards

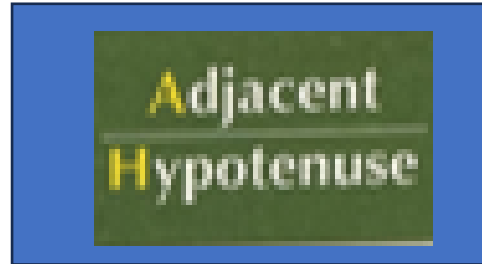
Front

Write the question



Back

Write the answer



Trigonometry — Sin, Cos, Tan

Trigonometry — it's a big scary word. It's important and always cropping up in exams, but if you just follow the method below it won't be a big scary topic.

The 3 Trigonometry Formulas



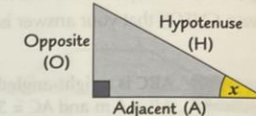
There are three basic trig formulas — each one links two sides and an angle of a right-angled triangle.

$$\sin x = \frac{\text{Opposite}}{\text{Hypotenuse}}$$

$$\cos x = \frac{\text{Adjacent}}{\text{Hypotenuse}}$$

$$\tan x = \frac{\text{Opposite}}{\text{Adjacent}}$$

- The Hypotenuse is the LONGEST SIDE.
- The Opposite is the side OPPOSITE the angle being used (x).
- The Adjacent is the (other) side NEXT TO the angle being used.



- 1) Whenever you come across a trig question, work out which two sides of the triangle are involved in that question — then pick the formula that involves those sides.
- 2) To find the angle — use the inverse, i.e. press **SHIFT** or **2ndF**, followed by sin, cos or tan (and make sure your calculator is in DEG mode) — your calculator will display \sin^{-1} , \cos^{-1} or \tan^{-1} .
- 3) Remember, you can only use the sin, cos and tan formulas above on right-angled triangles — you may have to add lines to the diagram to create one.

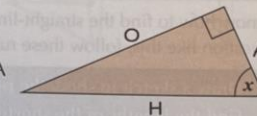
Formula Triangles Make Things Simple



A handy way to tackle trig questions is to convert the formulas into formula triangles. Then you can use the same method every time, no matter which side or angle is being asked for.

There's more about formula triangles on p.105 if you need to jog your memory.

- 1) Label the three sides O, A and H (Opposite, Adjacent and Hypotenuse).
- 2) Write down from memory 'SOH CAH TOA'.
- 3) Decide which two sides are involved: O,H A,H or O,A and select SOH, CAH or TOA accordingly.
- 4) Turn the one you choose into a FORMULA TRIANGLE:



In the formula triangles, S represents sin x, C is cos x, and T is tan x.

- 5) Cover up the thing you want to find (with your finger), and write down whatever is left showing.
- 6) Translate into numbers and work it out.
- 7) Finally, check that your answer is sensible.

If you can't make SOH CAH TOA stick, try using a mnemonic like 'Strange Orange Hamsters Creep Around Houses Tripping Over Ants'.

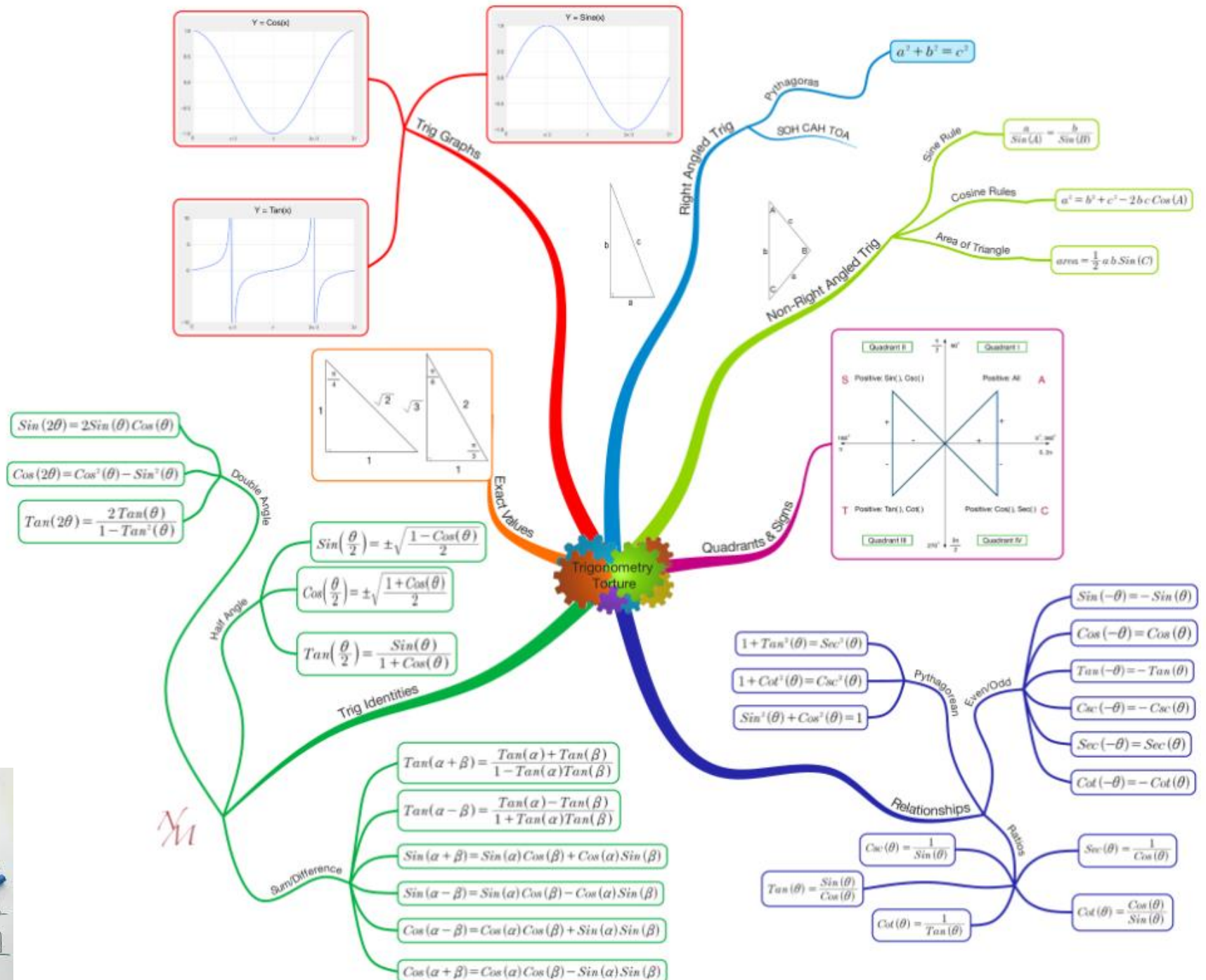
H = longest, O = opposite, A = next to, and remember SOH CAH TOA

You need to know this stuff off by heart — so go over this page a few times until you've got those formulas firmly lodged and all ready to reel off in the exam. All set? Good.

Mind Maps

Rules

1. Start with a central theme, e.g. Trigonometry. Ideally use an image.
2. Each theme, e.g. Trig Graphs, has a branch of a particular colour.
3. Print the words on the branch clearly. Ideally use the same colour as the branch.
4. Sub-branches should be the same colour, link to the main theme and add more information.
5. Images should be used where possible.
6. Words or phrases should be used as opposed to longer sentences.

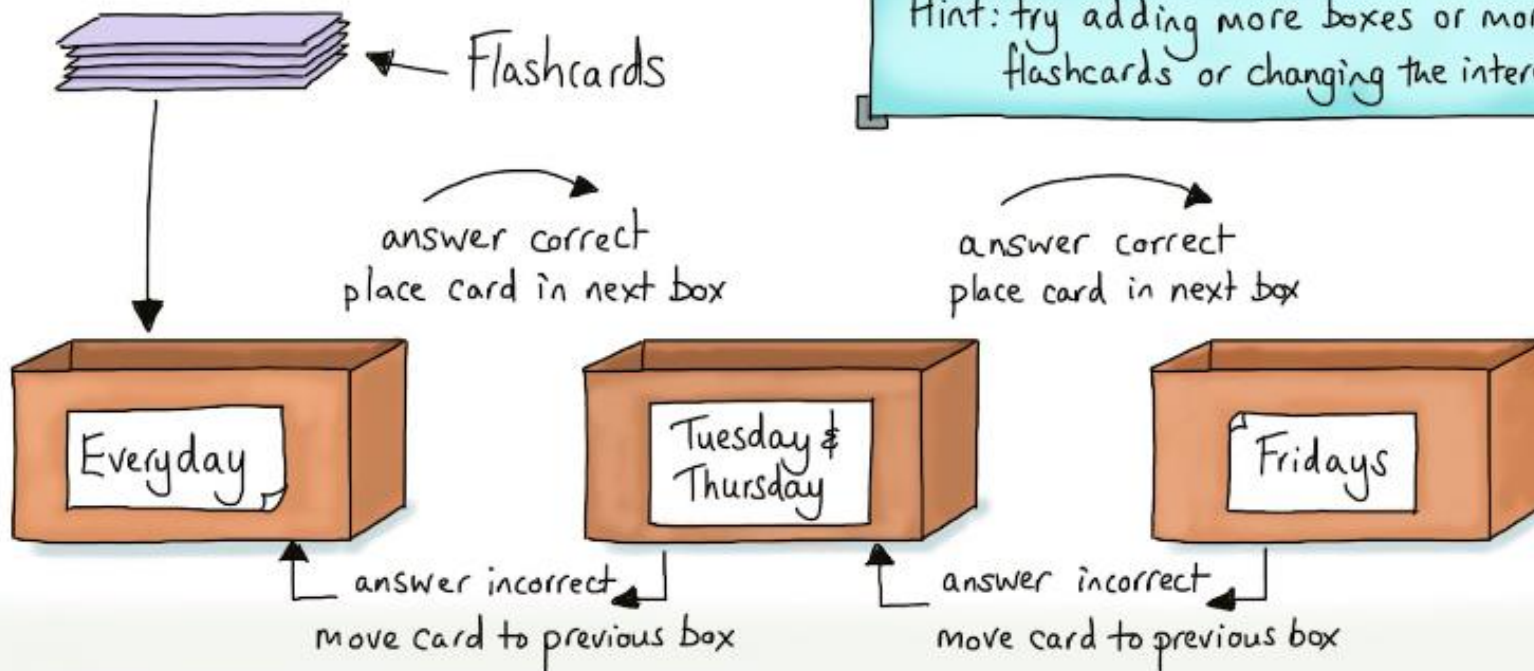


Copyright © 2018

LEITNER Flash card method

@ImpactWales

Hint: try adding more boxes or more flashcards or changing the intervals



Flash Cards

If $\cos(74^\circ) = \frac{45}{y}$, then y is...

$$\frac{45}{\cos(74^\circ)}$$

The Leitner System

The Leitner Flashcard System



General Certificate of Secondary Education

GCSE AQA Mathematics (Grade 9-1) Higher Tier

Centre name				
Centre number				
Candidate number				

Practice Set 1 Paper 1: Non-calculator

Time allowed: 1 hour 30 minutes

Surname
Other names
Candidate signature

In addition to this paper you should have:

- A pen, pencil and eraser.
- A ruler.
- A protractor.
- A pair of compasses.

Calculators may **not** be used.



Instructions to candidates

- Write your name and other details in the spaces provided above.
- Answer all questions in the spaces provided.
- In calculations show clearly how you worked out your answers.

Information for candidates

- There are 80 marks available for this paper.
- The marks available are given in brackets at the end of each question.
- You may get marks for method, even if your answer is incorrect.

Advice to candidates

- Work steadily through the paper.
- Don't spend too long on one question.
- If you have time at the end, go back and check your answers.

For examiner's use

Q	Mark	Q	Mark
1		13	
2		14	
3		15	
4		16	
5		17	
6		18	
7		19	
8		20	
9		21	
10		22	
11		23	
12		24	
Total			

Past Paper Questions



THE

SUTHERS
SCHOOL



THE

SUTHERS

SCHOOL

Work Experience

Monday 14th to Friday 18th July 2025

Benefits of Work Experience





Follow your passion



Write down a list of things you enjoy



Complete an internet search of work experience opportunities



Write a cover letter and send it to an employer

How to get started

Searching for opportunities



- Go to: <http://safetymeasures.work-experience.co.uk>
- Click on Student Login
- User Name: Suthersstudent
- Password: Suthers21# (Note this MUST be a capital S)
- Click 'Search'
- Enter information into as many fields as required:
 - e.g. Choose 'Retail Business' from the category Drop down box, and enter NG24 in the Postcode.
- The results will show in a list at the bottom of the page.
- Click on the Job Title (e.g. Retail Asst)
 - This give you more details of the job including address and contact details.
 - On the left hand side you can click to view the location on a 'Google Map'
 - Also a link is given to a Travel line Journey Planner to plan the route to get there.
 - At the bottom of the page it lets you know if the placement is Approved for Health and Safety and what date it expires.



Searching for opportunities



Home Search Resources Links

Welcome Search

Search for Placements

Looking for a placement?

Use the search facility opposite to find your ideal job or employer...

Detailed Search *

Job Title

Employer

Category

Address

Postcode Distance miles

Types of Tasks

- Involves desk work
- Involves outdoor work
- Involves using computers a lot
- Involves skilled practical work
- A creative role
- Involves interaction with the public
- Involves group work/team skills
- Involves working with animals
- Involves working with adults in a caring role
- Involves physical activity
- Involves working with children in a caring role
- In a medical health related environment
- Requires a great level of fitness
- Out of the ordinary

Date Preference

Limit

Helpful Hints!
Remember to spell the words correctly!

Search for placements near to where you live - use the address and postcode fields to refine your search

Options

Searching for opportunities



Employer

Category Sport and Active Leisure

Address

Postcode NG24 Distance -- Any-- miles

Types of Tasks

- Involves desk work
- Involves outdoor work
- Involves using computers a lot
- Involves skilled practical work
- A creative role
- Involves interaction with the public
- Involves group work/team skills
- Involves working with animals
- Involves working with adults in a caring role
- Involves physical activity
- Involves working with children in a caring role
- In a medical health related environment
- Requires a great level of fitness
- Out of the ordinary


Date Preference 14/07/2025



Limit 50 Results

Results Displaying 1 to 11 of 11

Employer	Emp ID	Job Title	Job ID	Postcode	Distance (Miles)
776 Gymnastics Newark	19084	Assistant Coach	22149	NG24 1HN	0.55
ACTIVE4TODAY	5702	Leisure Asst	20073	NG24 4FH	Not Specified
Active4today (Newark Sports & Fitness)	517	Leisure Asst	528	NG24 4DH	0.99
School of Dance & Performing	11063	Dance Assistant	12776	NG24 1UB	0.15
Arena	11421	Gym Asst.	13233	NG24 4DH	0.99
Code Fitness		Fitness Instructor		NG24 4DH	2.64







 This placement is: Approved and Active

- Options**
-  Print this Page
 -  View on Google Maps



Job Details - Leisure Asst (528)

Job Details	
Website	Not Specified
Job Title	Leisure Asst
Job Address	Newark Sports & Fitness Centre Bowridge Road Newark Nottinghamshire NG24 4DH 
Name	Mr Chris Wood [e] chris.wood@active4today.co.uk [t] 01636 655780
Job Supervisor	Mr Chris Wood [e] chris.wood@active4today.co.uk [t] 01636 655780
Apply To Contact	Mr Chris Wood [e] chris.wood@active4today.co.uk [t] 01636 655780 
Directions	Get Directions

H&S Summary	
HS Status	Approved
Last Visit	04/07/2022
Expires	04/07/2025 
Risk Band	Low Risk (3 Years) 

Searching for opportunities

Writing a cover letter or e-mail

Dear Sir/Madam [or Dear Mr Jones],

I am a Year 10 student from The Suthers School in Newark, Nottinghamshire studying [insert option subjects] in addition to my core subjects of English, Maths and Science. I would like to enquire about a potential Work Experience placement at [company name], which I will be available to carry out for one week from Monday 14th to Friday 18th July 2025.

I am eager to gain practical work experience in [chosen field of work], because [reason for pursuing a placement with this specific company and field].

In my spare time, I like to [list relevant hobbies and interests], and I've also had some experience in/am a member of [list any groups/clubs/other work experience].

As an enthusiastic student with a keen interest in [name career area], I would be very grateful to be considered for an opportunity at [company name].

I look forward to hearing from you at your earliest convenience.

Yours [sincerely/faithfully,]

[Your name - print].

Use sincerely when you know the name of the person you are writing to, e.g. Dear Mr Jones.

Use faithfully when you start your letter with Dear sir/madam.

Confirming
your
placement

The Suthers School
Work Experience Placement Form
Monday 14th to Friday 18th July 2025



Thank you for agreeing to offer a placement to one of our students. So that we are able to process and confirm their placement please complete this form as soon as possible and return to the student.

Student Name:

Tutor Group:

Placement Company Name:

Placement Company Address:

Placement Tel No:

Placement Email Address:

Placement Contact Name:

Placement Job Title:

Placement Start Date:

Placement End Date:

Company ELI Details (if known)

(All Employers must have Employers Liability Insurance in place to take a student on Work Experience)

Insurance Company:

Policy No:

Expiry Date:

Any further information / comments (e.g.

Closed on Mondays, student's parent is an employee etc.)